

# Joint Source Coding and Packet Classification for Real-Time Video Transmission Over Differentiated Services Networks

Fan Zhai, *Member, IEEE*, Carlos E. Luna, *Member, IEEE*, Yiftach Eisenberg, *Member, IEEE*, Thrasyvoulos N. Pappas, *Senior Member, IEEE*, Randall Berry, *Member, IEEE*, and Aggelos K. Katsaggelos, *Fellow, IEEE*

**Abstract**—Differentiated Services (DiffServ) is one of the leading architectures for providing quality of service in the Internet. We propose a scheme for real-time video transmission over a DiffServ network that jointly considers video source coding, packet classification, and error concealment within a framework of cost-distortion optimization. The selections of encoding parameters and packet classification are both used to manage end-to-end delay variations and packet losses within the network. We present two dual formulations of the proposed scheme: the minimum distortion problem, in which the objective is to minimize the end-to-end distortion subject to cost and delay constraints, and the minimum cost problem, which minimizes the total cost subject to end-to-end distortion and delay constraints. A solution to these problems using Lagrangian relaxation and dynamic programming is given. Simulation results demonstrate the advantage of jointly adapting the source coding and packet classification in DiffServ networks.

**Index Terms**—Error concealment, error resilience, joint source-channel coding, multimedia communication, optimal resource allocation, QoS, unequal error protection (UEP).

## I. INTRODUCTION

CONTINUOUS media (CM) Internet applications, such as streaming video and videoconferencing, are rapidly increasing in popularity. However, these applications can be difficult to deploy due to the lack of quality of service (QoS) guarantees in today's Internet. Several approaches have been developed to improve the QoS support in the Internet. One of the major standardization efforts in this area is the Differentiated Services (DiffServ or DS) architecture developed by the Internet Engineering Task Force (IETF) [1]. In this paper, we study the interaction of video source coding and network layer QoS in a DiffServ network. Our goal is to obtain an optimal balance between received video quality and overall cost.

Traditional "elastic" Internet applications such as web browsing and electronic mail are relatively insensitive to delay

variations but require reliable transmission, which can be achieved through retransmissions. In contrast, CM applications, especially real-time applications, such as low-delay video conferencing and video telephony, are much more sensitive to delay but more tolerant to packet loss. The best-effort design of today's Internet does not always accommodate the QoS requirements of CM applications. The incompatibility between the nature of the current Internet and the QoS requirements of CM applications has led to proposed modifications of the Internet itself [2]–[4]; the DiffServ architecture is considered one of the most viable approaches due, in part, to its scalability and flexibility.

DiffServ is a Layer 3 (IP layer) approach for supporting QoS by discriminately allocating resources to aggregated traffic flows according to service classes. Specifically, each packet is assigned a priority tag (a DS "code-point"), indicating a QoS class to which the packet belongs. Upon arriving at a router, a packet is queued and forwarded based on its assigned class. As a consequence, a router can provide different "per hop behaviors" to each aggregated traffic class. These per hop behaviors lead to an end-to-end statistical differentiation between the QoS of each class [1], [2], [4].

In this work, we consider the video traffic to be generated by a hybrid motion compensated video encoder, as in H.263 or MPEG-4. In these standards, a given macroblock (MB) can be intraframe coded, interframe coded using motion compensated prediction, or simply replicated from the previously decoded frame. These prediction modes are denoted as INTRA, INTER, and SKIP mode, respectively. Quantization and coding are performed differently for each MB according to its mode. Thus, the coding parameters for each MB are typically represented by its prediction mode and quantization parameter. To overcome the difficulties brought about by a lossy packet channel, source encoding should be designed taking into account channel characteristics to make it more error resilient [5]–[13]. For Internet video, error resilience usually includes selecting the optimal prediction mode and quantization parameter for each MB. Different encoding modes result in different levels of coding efficiency and robustness to packet loss [5]–[7], [13].

We consider real-time video transmission applications, where packet retransmissions are not applicable due to the application's strict delay requirements. In this setting, we present a framework for choosing both the source coding parameters as well as the appropriate DS class for each packet. Different DS

Manuscript received January 15, 2003; revised April 1, 2004. The associate editor coordinating the review of this manuscript and approving it for publication was Dr. Philip A. Chou.

F. Zhai is with Texas Instruments, Dallas, TX 75243 USA (e-mail: fzhai@ti.com).

Y. Eisenberg, T. N. Pappas, R. Berry, and A. K. Katsaggelos are with the Department of Electrical and Computer Engineering, Northwestern University, Evanston, IL 60208 USA (e-mail: yeisenbe@ece.northwestern.edu; pappas@ece.northwestern.edu; rberry@ece.northwestern.edu; aggk@ece.northwestern.edu).

C. E. Luna is with the Laser and Electro-Optical Systems, The Boeing Company, Canoga Park, CA 91309-7922 USA (e-mail: Carlos.E.Luna@boeing.com).  
Digital Object Identifier 10.1109/TMM.2005.850989

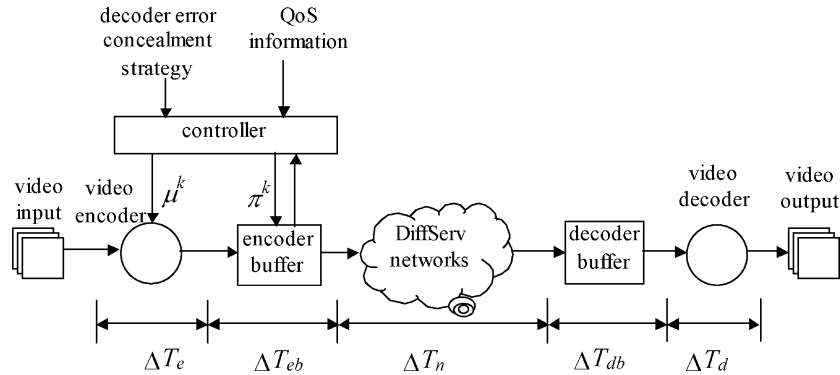


Fig. 1. Video transmission system block diagram.

classes result in different QoS levels, such as different probabilities of packet loss and network delay. The goal is to find a *cost-distortion* optimized selection of parameters. This framework can be viewed as a type of joint source-channel coding, or more specifically, unequal error protection (UEP), where the “channel coding” role is provided by the choice of DS class.

Several related approaches have been discussed in the literature. In [3], an adaptive packet forwarding mechanism was proposed for a DiffServ network where video packets are mapped onto different DiffServ service levels. However, the framework in [3] does not incorporate video source coding decisions. The authors in [14] proposed a rate-distortion optimized packet marking technique to deliver MPEG-2 video sequences (only INTRA frames were used in this work) in a DiffServ IP network. Their goal was to minimize the bandwidth consumption in the premium class while achieving nearly constant perceptual quality. This work was extended by taking into account inter-frame motion compensation in [15]. Neither [14] nor [15] considered the selection of source coding parameters. In [16] and [17], cost-distortion optimized multimedia streaming over DiffServ networks was studied. Although the proposed framework in [16] and [17] is very general, it is based on pre-encoded media. Thus, the selection of encoding parameters is not considered. In addition, error concealment is not included. The work presented in this paper builds on the earlier work in [18], which considered cost-distortion optimized streaming in a simpler setting.

We present a novel framework for joint adaptation of source coding and packet priority assignment to maximize the system performance. Our formulation incorporates the random network delay for each packet into the calculation of the probability of packet loss; this delay is managed through selecting the source coding parameters (prediction mode and quantization stepsize) and packet priority. More specifically, finer quantizers lead to higher video reconstruction quality but longer delay (given the same QoS class), which results in higher loss probability. In addition, the packet QoS class also needs to be selected in a way to properly balance cost, delay, and video quality. For example, packets that are hard to conceal but can be easily encoded should use coarser quantizers and a higher QoS class. Packets that are easily concealable can be sent using a lower QoS class. For packets that are hard to encode, the best choice may be a finer quantizer and a higher QoS. The goal is to minimize the end-to-end distortion subject to cost and delay constraints, or al-

ternatively, to minimize the overall cost given end-to-end distortion and delay constraints. Such a goal is achieved through joint selection of source coding parameters and QoS classes in order to optimally balance the received video quality and the overall cost. Our contributions include 1) a comprehensive framework for real-time video transmission over DiffServ networks; 2) a solution approach based on Lagrangian relaxation and dynamic programming (DP) for solving optimization problems with two constraints; 3) the development of a tree-pruning technique for efficiently implementing DP.

The major components of the proposed framework are described in Section II. In Section III, we present problem formulations for both the minimum distortion approach and the minimum cost approach. Section IV provides a detailed description of the algorithm used to solve the optimization problem. Simulation results and discussion are reported in Section V. We draw conclusions and speculate on potential future work in Section VI.

## II. VIDEO TRANSMISSION SYSTEMS

Fig. 1 depicts a block diagram of the proposed video transmission system. On the sender side, a raw bit-stream of live video is continuously fed into the video encoder, which generates a stream of encoded video packets. The controller assigns both coding parameters and a service class to each video packet based on the QoS information associated with the service classes, the error concealment strategy used at the decoder, and the fullness of the encoder buffer. The video packets are placed into a first-in-first-out (FIFO) encoder buffer until they are transmitted. After passing through the network protocol stack (e.g., RTP/UDP/IP), the packets are transmitted over a DiffServ network. Some packets may be dropped in the network (due to congestion) or at the receiver (due to excessive delay). Packets that reach the decoder in time are buffered. The video decoder reads video packets from the decoder buffer and displays the resulting video frames in real-time (i.e., the video is displayed continuously without interruption at the decoder). Lost packets are concealed at the decoder.

### A. DiffServ Traffic Classes

Each video packet is classified into one of the available DiffServ traffic classes before being transmitted over the network. There are several parameters associated with each class.

First, each class has a specified packet loss probability and a packet delay distribution. These parameters may be specified in a service level agreement (SLA) between the Internet service provider (ISP) and the users [2], [3] or estimated via feedback from the network [e.g., using Real-time Transport Control Protocol (RTCP)]. Also, each class is associated with a price per bit transmitted. These prices can also be prespecified in an SLA and are used by the service provider to achieve efficient network resource utilization. Typically, transmitting a packet in a higher priority service class results in a higher cost but a better QoS (lower delay and loss probability). The sender has to classify each packet according to its importance in order to better utilize the available network resources.

Each class also has a “rate” constraint limiting the amount of traffic that can be sent in the class. This can again be specified in the SLA and enforced at the ingress routers. Alternatively, the rate constraint could be estimated via feedback from the network as in TCP-Friendly protocols [12], [16]. In the experiments in Section V, we use a model-based TCP-friendly congestion controller, where the throughput per class is estimated using a stochastic TCP model based on the steady-state packet loss probability and round-trip time [12], [16], [19]. Such rate constraints limit the throughput per class over a specified time-scale. A user can ensure that its traffic conforms to this constraint by using a traffic regulator, such as a Token Bucket algorithm.

In order to develop a tractable optimization model, we assume that all encoded video packets (for every class) are transmitted FIFO from a single buffer, as shown in Fig. 1. To model the rate constraint in this setting, we assume that a higher level controller specifies an *effective rate*,  $R(\pi)$  for each class  $\pi$ . When a packet containing  $B$  bits is transmitted, the next packet cannot be sent until  $B/R(\pi)$  seconds later (independently of the class of the next packet). Thus, in this context  $R(\pi)$  should not be interpreted as the rate constraint for class  $\pi$ , but as a parameter that is adjusted by a congestion controller to ensure that any rate constraint is satisfied over a longer horizon. The actual transmission time of the packet will be  $B/R_l$ , where  $R_l$  is the link transmission rate which is typically much greater than  $R(\pi)$ . Thus  $B/R(\pi) - B/R_l$  is the time during which the transmitter is idle (this models, for example, the time the transmitter must wait for a token to be available with a Token Bucket regulator). During a given interval of time, this ensures that the average rate of packets in class  $\pi$  is upper bounded by  $R(\pi)$ , where this bound is approached if every packet is in class  $\pi$ . When packets are sent from multiple classes over a time-interval, then the upper bound  $R(\pi)$  may not be met, due to the transmission of packets from the other classes. If the rate constraint for a given class is not met, then the higher level controller can adjust the effective rate for that class for future frames (depending on the time-scale over which the rate constraint is defined).

An alternative model would be to view the system as having one transmission buffer for each class, where each buffer is served at the effective rate for that class. Though, in principle, the following framework can be extended to this setting, there are two difficulties with this approach. First, the packets in the actual system are all transmitted over the same link, which a multiple buffer model does not capture. Second and more im-

portantly, the complexity of the resulting optimization problem increases exponentially with the number of queues and quickly becomes intractable. The single buffer model greatly simplifies the problem and also has the benefit of ensuring that all packets are more evenly spaced out over time. Also, we emphasize that we are discussing the optimization model. The actual system need not transmit packets in this manner, as long as the model provides a bound on the resulting performance.

## B. Delay Components

In a video transmission system, the end-to-end delay (i.e., the time between when a frame is captured at the encoder and displayed at the decoder) should be constant, if the encoder and decoder are to operate at the same frame rate of  $F$  frames per second [20]. As shown in Fig. 1, the end-to-end delay  $T$  of each frame can be decomposed into

$$T = \Delta T_e + \Delta T_{eb} + \Delta T_n + \Delta T_{db} + \Delta T_d \quad (1)$$

where  $\Delta T_e$ ,  $\Delta T_{eb}$ ,  $\Delta T_n$ ,  $\Delta T_{db}$ , and  $\Delta T_d$  are, respectively, the encoder delay, encoder buffer delay, network delay, decoder buffer delay, and decoder delay for each frame [18], [20]. Mechanisms, referred to as *rate control*, are needed to perform bit allocation among frames to ensure that the encoder and decoder buffer do not overflow or underflow. Examples of rate controllers include TM5 [21], and the work for variable bit-rate channels in [22], [23].

We assume that a rate controller specifies a deadline by which each frame must be transmitted. We translate the frame deadline into a delay constraints for each packet. We then proceed to study the problem of allocating bits among packets and specifying QoS classes given these delay constraints. Let  $M$  be the number of packets in a video frame and  $k$  the packet index. Without loss of generality, we assume that the processing times for both encoding and decoding a packet are constant and equal to  $T_p = 1/(MF)$ . Note that the  $k$ th packet enters the encoder buffer after the previous  $k - 1$  packets and itself have been processed (i.e., at time  $kT_p$ ). In addition, in order for the corresponding frame to be displayed on time, this packet must arrive at the decoder in time to allow itself and the following  $M - k$  packets to be processed (i.e.,  $(M - k + 1)T_p$  before display) [18], [20]. Thus, for each packet to experience constant end-to-end frame delay, it must be that

$$\begin{aligned} \Delta T_{eb}(k) + \Delta T_n(k) + \Delta T_{db}(k) &= T - kT_p - (M - k + 1)T_p \\ &= T - (M + 1)T_p. \end{aligned} \quad (2)$$

In order to avoid decoder buffer underflow, i.e., to satisfy  $\Delta T_{db}(k) \geq 0$ , the total encoder buffer delay and network delay must be

$$\Delta T(k) = \Delta T_{eb}(k) + \Delta T_n(k) \leq T_{\max} \quad (3)$$

where  $T_{\max} = T - (M + 1)T_p$ . For simplicity, we assume a sufficiently large decoder buffer, so that we do not need to consider decoder buffer overflows.

As discussed in Section II-A, when leaving the encoder buffer, packets are transmitted at the link transmission rate,  $R_l$ , but the transmitter is required to idle according to the effective

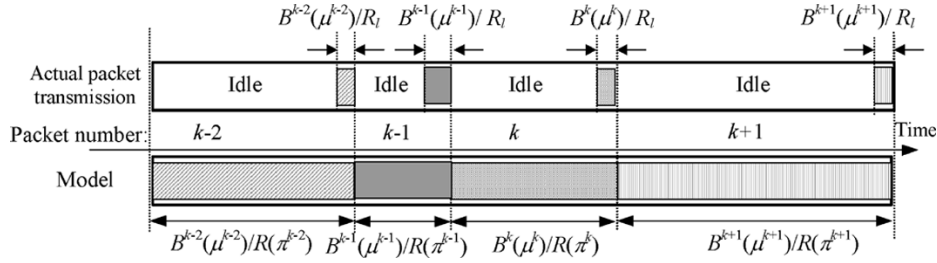


Fig. 2. Model of packet transmission behavior in the encoder buffer. The length of each block corresponds to the transmission time of the packet.

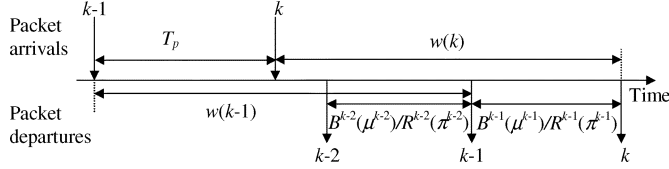


Fig. 3. Illustration of the buffer delay calculation for each packet. The top arrows indicate the time at which a packet arrives at the encoder buffer, the lower arrows indicate the time at which the packet departs (including transmission time).

transmission rate of the given service class. Thus, from the point of view of the controller, we model packets from each QoS class,  $\pi^k$ , as being actually transmitted at the effective transmission rates,  $R(\pi^k)$ . Thus, a packet containing  $B^k$  bits has an effective transmission time of  $B^k/R(\pi^k)$ , as shown in Fig. 2.<sup>1</sup>

Next, based on this model, we specify the maximum allowable network delay for each packet,  $\tau(k)$ , i.e., if  $\Delta T_n(k) > \tau(k)$ , the packet will be lost due to excessive delay. Let  $w(k)$  be the waiting time in the encoder buffer for the  $k$ th packet before it is transmitted. The encoder buffer delay (waiting time plus transmission delay) for the  $k$ th packet  $\Delta T_{eb}(k)$  can be written as

$$\Delta T_{eb}(k) = w(k) + \frac{B^k(\mu^k)}{R^k(\pi^k)} \quad (4)$$

where  $B^k(\mu^k)$  and  $R^k(\pi^k)$  are the packet length in bits and the transmission rate in bits/s for packet  $k$ , respectively. The  $k$ th packet has a particular class  $\pi^k \in \Pi$  and coding parameter  $\mu^k \in \mathcal{Q}$ , where  $\Pi$  and  $\mathcal{Q}$  are the set of available service classes and source coding parameters (quantization step size and prediction mode), respectively. From (3), the maximum allowable network delay for packet  $k$  is then

$$\tau(k) = T_{\max} - w(k) - \frac{B^k(\mu^k)}{R^k(\pi^k)}. \quad (5)$$

As shown in Fig. 3, the waiting time for the  $k$ th packet can be recursively calculated as

$$w(k) = w(k-1) + \frac{B^{k-1}(\mu^{k-1})}{R^{k-1}(\pi^{k-1})} - T_p. \quad (6)$$

<sup>1</sup>Note, in calculating the delay, we assume that the idle time occurs before the actual packet transmission. The model could easily be modified for the case where the idle time follows the packet transmission.

### C. Channel Model

We model the network as an independent time-invariant packet erasure channel with random delays, as in [16], [17]. A packet is considered lost if it does not arrive at the decoder on time. Thus, the packet loss probability is made up of two components: the packet loss probability in the network and the probability that the packet experiences excessive delay. Combining these two factors, for each service class  $\pi \in \Pi$ , the overall probability of packet loss is

$$\rho_\pi^k = \epsilon_\pi + (1 - \epsilon_\pi)Pr\{\Delta T_n(k) > \tau(k)\} \quad (7)$$

where  $\epsilon_\pi$  is the probability of packet loss in the network for service class  $\pi$  and  $\tau(k)$  is the maximum allowable network delay for packet  $k$ .

Packet losses in the network can be modeled in various ways, e.g., a Bernoulli process, a 2-state or  $k$ th-order Markov chain [24]. The network delay may also be randomly varying and follow a self-similar law where the underlying distributions are heavily-tailed rather than following a Poisson distribution [25], [26]. The proposed framework is general and not limited to any specific packet loss or network delay model. All that is needed is a stochastic model of the packet losses and delays. In addition, we assume that the service classes are independent, and that the delay of each service class is independent identically distributed (i.i.d.) for each transmitted packet.

### D. Packet Loss and Delay Model

In our simulations, packet loss in the network is modeled by a Bernoulli process, i.e., each packet is independently lost with probability  $\epsilon_\pi$ . When DiffServ is employed,  $\epsilon_\pi$  differs from class to class, with a lower probability of packet loss for higher cost classes. This can be achieved by priority packet dropping schemes implemented in the routers [2], [27].

For simplicity, the network delay in our simulations is modeled as a *shifted Gamma distribution* with rightward shift  $\gamma_\pi$  and parameters  $n_\pi$  and  $\alpha_\pi$ , defined as

$$f_\pi(\tau|\text{received}) = \frac{\alpha_\pi}{\Gamma(n_\pi)} (\alpha_\pi(\tau - \gamma_\pi))^{(n_\pi-1)} e^{-\alpha_\pi(\tau - \gamma_\pi)} \quad \text{for } \tau \geq \gamma_\pi. \quad (8)$$

This model arises when a flow is sent through  $n_\pi$  routers, each modeled as an M/M/1 queue with service rate  $\alpha_\pi$  and a total end-to-end processing time of  $\gamma_\pi$  [16]. Here,  $\pi$  is the DS class index. Short-term estimates of  $n_\pi$ ,  $\gamma_\pi$ , and  $\alpha_\pi$  can be obtained by periodically estimating the mean and variance of the forward trip time. For more details, see [12], [16].

### III. PROBLEM FORMULATION

In this section, we present the problem formulation for transmitting video over a DiffServ network. We assume that the sender is charged for each transmitted bit based on its service class. For example, the cost can be measured in dollars per byte as in [17], [18], or dollar per bit as in our experimental results. We want to minimize the overall end-to-end distortion while meeting total cost and delay constraints, or alternatively, to minimize the total cost given distortion and delay constraints.

#### A. Packetization and Error Concealment

We consider a packetization scheme where each row of MBs is coded as one packet, and every packet is independently decodable. The framework presented here can easily be extended to include other packetization schemes. The only requirement is that the packet boundaries are known *a priori*, i.e., which MBs are grouped into the same packet.

Without loss of generality, we consider a simple but efficient error concealment scheme similar to [5], [18]. When a packet is lost, the decoder first checks to see if the previous packet (the above row of MBs in our packetization scheme) was received. If it is, each MB of the corrupted packet is replaced with the MB from the previous frame indicated by the concealment motion vector. The concealment motion vector of a MB is the median of the motion vectors of the three closest MBs in the previous packet. If the previous packet is also lost, then the concealment motion vector is zero, i.e., the MB in the same spatial location in the previously reconstructed frame is used to conceal the current loss. Notice that for this packetization and error concealment scheme, the choice of prediction mode and the probability of loss for packet  $k-1$  affects the distortion for the  $k$ th packet if it is lost. We emphasize that the framework presented here is not limited to this specific concealment scheme.

#### B. Expected Distortion

To measure video quality, we consider the expected end-to-end distortion, where the expectation is taken with respect to the probability of packet loss (including losses due to delay). Specifically, we consider

$$E[D^k] = (1 - \rho^k)E[D_r^k] + \rho^k E[D_l^k] \quad (9)$$

where  $E[D^k]$  is the expected end-to-end distortion for the  $k$ th packet,  $E[D_r^k]$  is the expected distortion when the packet is received correctly,  $E[D_l^k]$  is the expected distortion when the packet is lost, and  $\rho^k$  is the probability of loss of the  $k$ th packet. Due to channel losses, the reference frames at the decoder and the encoder may not be the same. Therefore, both  $D_l^k$  and  $D_r^k$  are random variables.

In our simulations, the distortion measurement is based on per-pixel accurate distortion calculations, which ensure accurate estimation of the overall end-to-end distortion [5],[7], [13], [18]. For the packetization and concealment scheme discussed above,  $E[D^k]$ , can be described as

$$E[D^k] = (1 - \rho^k)E[D_r^k] + \rho^k(1 - \rho^{k-1})E[D_c^k] + \rho^k \rho^{k-1}E[D_z^k] \quad (10)$$

where  $E[D_c^k]$  and  $E[D_z^k]$  are the expected distortions after concealment when the previous packet is either received correctly or lost, respectively. If the distortion is defined using the mean squared error criterion, then the first and second-order expected values of each pixel can be recursively calculated using [13, Eq. (2)–(7)], and the expected distortion for the  $k$ th packet can be calculated by summing up the expected distortions of all the pixels in this packet, as shown by [13, Eq. (1)]. In our simulations, we assume that all the packets in the first frame are correctly received. Thus, based on the statistics of frame  $n$ , the expected pixel value of frame  $n+1$  can be recursively calculated.

#### C. Minimum Distortion and Minimum Cost Problems

The first problem we consider is to provide the best quality (minimum end-to-end distortion) for given cost and delay constraints. We refer to this as the “minimum distortion problem.” This problem can be formulated as

$$\min_{\{\boldsymbol{\mu}, \boldsymbol{\pi} \in \mathcal{Q} \times \Pi\}} \sum_{k=1}^M E[D^k(\boldsymbol{\mu}, \boldsymbol{\pi})] \quad (11a)$$

$$\text{s.t.} \quad \sum_{k=1}^M c^k(\pi^k) B^k(\mu^k) \leq C_0(i) \quad (11b)$$

$$\sum_{k=1}^M \frac{B^k(\mu^k)}{R^k(\pi^k)} \leq T_0(i) \quad (11c)$$

where  $c^k(\pi^k)$  is the cost per bit of the  $k$ th packet,  $M$  is the number of packets in a frame,  $C_0(i)$  and  $T_0(i)$  are the total cost constraint and transmission delay constraint for the  $i$ th frame, respectively. We use  $\boldsymbol{\mu} = \{\mu^1, \mu^2, \dots, \mu^M\}$  and  $\boldsymbol{\pi} = \{\pi^1, \pi^2, \dots, \pi^M\}$  to denote the coding parameters and QoS classes for all the packets in a frame, respectively. The transmission delay constraint can be obtained from a higher level rate controller, and may vary from frame to frame. Thus, bits can be traded off between frames based on how difficult they are to code. Note that  $T_0(i)$  differs from  $T$  in (1), which is the required end-to-end delay. A higher level rate controller assigns deadlines by which every frame should leave the encoder buffer. Assuming  $T_{rc}(i)$  is the corresponding transmission delay budget for the  $i$ th frame,  $T_0(i)$  can be recursively obtained as

$$T_0(i) = \begin{cases} T_{rc}(0), & \text{if } i = 0 \\ T_{rc}(i) + T_0(i-1) - \sum_{k=1}^M \frac{B_{i-1}^k(\mu^k)}{R_{i-1}^k(\pi^k)}, & \text{if } i \geq 1 \end{cases} \quad (12)$$

where  $B_{i-1}^k$  and  $R_{i-1}^k$  denote the bits and transmission rate for the  $k$ th packet in frame  $i-1$  (notice that for simplicity, we have not been using the frame index for  $B^k$  and  $R^k$  in the remaining of the paper.) Therefore, the smaller the transmission delay for a frame, the greater the time left for the next one to reach the receiver before the deadline set by the rate controller.

We will also consider the “minimum cost problem,” i.e., minimizing the total cost [left-hand side of (11b)] subject to an end-to-end distortion constraint ((11a) with a constraint) and a transmission delay constraint (11c). An analogous problem can

be formulated in this case. This approach is useful when a desired level of video quality must be maintained.

Note that the proposed formulation is not limited to performing optimization on one frame only. The reason we chose to do so is mainly because of computational complexity considerations. In addition, for real-time CM applications, future frames are not always accessible when the current frame is being processed.

#### IV. PROPOSED ALGORITHM

In this section, we present a solution approach for the minimum distortion problem in (11) based on Lagrangian relaxation and deterministic DP. The minimum cost problem can be solved in a similar fashion.

##### A. Lagrangian Relaxation

First, by introducing Lagrange multipliers  $\lambda_1 \geq 0$  and  $\lambda_2 \geq 0$  for the cost and delay constraints, respectively, the constrained problem (11) can be converted into an unconstrained Lagrangian problem given as

$$\begin{aligned} & \min_{\{\boldsymbol{\mu}, \boldsymbol{\pi} \in \mathcal{Q} \times \Pi\}} L(\boldsymbol{\mu}, \boldsymbol{\pi}, \lambda_1, \lambda_2) \\ & = \sum_{k=1}^M \left\{ E[D^k] + \lambda_1 c^k(\pi^k) B^k(\mu^k) + \frac{\lambda_2 B^k(\mu^k)}{R^k(\pi^k)} \right\}. \end{aligned} \quad (13)$$

The solution of (11) can be obtained, within a convex hull approximation, by solving (13) with the appropriate choice of Lagrange multipliers,  $\lambda_1 \geq 0$  and  $\lambda_2 \geq 0$ . This can be accomplished by using a variety of methods such as cutting-plane methods and sub-gradient methods [28]. The solution usually has high computational complexity.

Alternatively, by using only one Lagrange multiplier  $\lambda \geq 0$  for the cost constraint, (11) is converted to

$$\begin{aligned} & \min_{\{\boldsymbol{\mu}, \boldsymbol{\pi} \in \mathcal{Q} \times \Pi\}} \sum_{k=1}^M E[D^k(\boldsymbol{\mu}, \boldsymbol{\pi})] + \lambda c^k(\pi^k) B^k(\mu^k) \\ & \text{s.t.} \quad \sum_{k=1}^M \frac{B^k(\mu^k)}{R^k(\pi^k)} \leq T_0(i). \end{aligned} \quad (14)$$

With an appropriate  $\lambda \geq 0$ , (11) can be solved within a convex hull approximation by solving (14). Since the objective function in (14) is a typical Lagrangian with one Lagrange multiplier, the appropriate  $\lambda \geq 0$  can be found by using the bisection iterative search or other fast search algorithms [29], [30]. It is worth noting that although (14) involves only one Lagrange multiplier, it does not mean that (14) is always easier to solve than (13) [actually, in most cases, (14) is harder to solve than (13).] This is because extra dependency may be introduced by the constraint in (14) compared with (13), which complicates the optimization. However, if the extra dependency due to the constraint can be reduced, the advantage in solving (14) instead of (13) may be significant.

For simplicity, let  $D(k)$ ,  $C(k)$ , and  $T(k)$  denote the expected distortion, cost and transmission delay, for packet  $k$ , respectively. The Lagrangian in (14) can be expressed as  $L(\boldsymbol{\mu}, \boldsymbol{\pi}, \lambda) = \sum_{k=1}^M J(k)$ , where  $J(k) = D(k) + \lambda C(k)$ .

Next, we consider evaluating  $J(k) = D(k) + \lambda C(k)$ . Note that this Lagrangian is not separable because the distortion,  $D(k)$ , depends on the encoding modes and QoS classes chosen for the previous packets. From (7), (9), and (14), the cost of each packet  $J(k)$  is a function of  $\pi^k$ ,  $\mu^k$ ,  $\tau(k)$  and  $E[D_l^k]$ . As shown in (5),  $\tau(k)$  is a function of  $w(k)$ . In addition,  $w(k)$  is recursively calculated from (6). Therefore, we have

$$J(k) = J(\mu^1, \pi^1, \dots, \mu^{k-1}, \pi^{k-1}, \mu^k, \pi^k) \quad (15)$$

i.e., the cost of each packet depends not only on its own coding and priority decision but also on the decisions for all previous packets. Ignoring the delay constraint, optimizing  $\sum_{k=1}^M J(k)$  can be done via DP. However, because of the dependencies involved, this essentially results in an exhaustive search through all quantizers and priority choices. The time complexity of such a search is  $O(|\Pi \times \mathcal{Q}|^M)$ , where  $|\Pi \times \mathcal{Q}|$  denotes the cardinality of the set,  $\Pi \times \mathcal{Q}$  [29]. Although tree-pruning techniques may be used in some cases, e.g., if the unconstrained problem satisfies monotonicity, the complexity reduction is still very limited [30]. In addition, the dependencies caused by the transmission delay constraint makes the DP problem more complicated, i.e., fewer branches can be pruned.

In the next section, we present a different DP algorithm, in which the packet waiting time  $w(k)$  is used as part of the state description. This allows us to reduce the dependencies in both the objective function (the Lagrangian) and the constraint function in (14), making the proposed algorithm much more efficient.

##### B. Approximate Solution by Quantizing $w(k)$

As shown in (9), the error-concealment scheme introduces dependencies between packets. Specifically, the calculation of  $E[D_l^k]$  depends on the coding parameter and QoS class of the neighboring packet(s), if temporal concealment based on the motion vectors of neighboring packet(s) is used. For the particular error-concealment scheme discussed above,  $E[D_l^k]$  depends on the prediction mode (INTRA/SKIP or INTER) and QoS class  $\pi^{k-1}$  for the previous packet, through the calculation of  $\rho^{k-1}$  and  $E[D_c^k]$ , as shown in (10). With the introduction of the packet waiting time  $w(k)$ , the cost of the  $k$ th packet can be described as

$$J(k) = J(\mu^{k-1}, \pi^{k-1}, \mu^k, \pi^k, w(k)). \quad (16)$$

If we evaluate the objective function with respect to  $w(k)$ , evaluating the Lagrangian  $J(k)$  in (16) will be much more efficient than in (15), due to the reduced dependencies. Note that  $E[D_l^k]$  does not depend on which quantization parameter is used for the previous packet. This characteristic can be employed in an efficient tree-pruning algorithm.

Next, we discuss the dependency introduced by the transmission delay constraint in (14). Recall that now we are evaluating the DP problem with respect to the system state,  $w(k)$ . Let  $s(k)$  be the accumulated transmission delay

$$s(k) = \sum_{j=1}^k T(j), \quad \text{for } k = 1, \dots, M. \quad (17)$$

The constraint in (14) can be rewritten in terms of  $s(k)$ , using the fact that  $s(k) = s(k-1) + T(k)$ . Thus, the accumulated transmission delay up to packet  $k$  depends on which path is selected from state 1 to state  $k-1$  only through  $s(k-1)$  and the transmission delay for packet  $k$ ,  $T(k)$ . The constraint in (14) is then rewritten as

$$s(k) \leq T_0, \quad \text{for } k = 1, \dots, M \quad (18)$$

where, for simplicity, we have ignored the frame index, i.e.,  $T_0(i) = T_0$ . Recall that in our solution, the system state includes the packet waiting time. Equation (6) can now be written as

$$\begin{aligned} w(k) &= w(k-1) + T(k-1) - T_p = w(1) + \sum_{j=1}^{k-1} T(j) - (k-1)T_p \\ &= w(1) + s(k-1) - (k-1)T_p, \quad \text{for } k = 2, \dots, M+1. \end{aligned} \quad (19)$$

Therefore,  $w(k)$  and  $s(k-1)$  have a one-to-one correspondence, and so the dependency in the constraint in (14) can be removed by using  $w(k)$  as part of the system state. Based on (19), (18) can be expressed in terms of  $w(k)$  as

$$w(k+1) - w(1) + kT_p \leq T_0, \quad \text{for } k = 1, \dots, M. \quad (20)$$

From the above observations, we propose a DP solution of (14) based on the use of  $w(k)$  as part of the system state. Our approach is based on a similar technique used in [31].

Since  $w(k) \in [0, T_{\max}]$  is real-valued, the resulting state space is infinite. For computational reasons, we quantize  $w(k)$  into a set of  $N_W$  values,  $\mathcal{W} = \{w_0, w_1, \dots, w_{N_W-1}\}$ , with  $w_i = (iT_{\max})/(N_W - 1)$ . Finer quantization of  $w(k)$  leads to a better approximation of the optimal solution, at the cost of more computations. The effect of this approximation is to restrict the set of feasible choices for each system state. Therefore, the resulting solution will be a conservative approximation to the optimal solution. The optimization problem can now be re-formulated as

$$\begin{aligned} \min_{\{u(k) \in \mathcal{U}(w(k))\}} \sum_{k=1}^M J_k &= \sum_{k=1}^M J(\mu^{k-1}, \pi^{k-1}, \mu^k, \pi^k, w(k)) \\ \text{s.t. } \mathcal{U}(w(k)) &= \left\{ u(k) \in \Pi \times \mathcal{Q} : 0 \leq \frac{B^k(\mu^k)}{R^k(\pi^k)} + w(k) - T_p \right. \\ &\quad \left. \leq \min(T_{\max}, T_0 + w(1) - kT_p) \right\} \end{aligned} \quad (21)$$

where  $\mathcal{U}(w(k))$  is the set of feasible choices, for the  $k$ th packet at state  $w(k)$ .

### C. Proposed Tree Pruning Technique

Fig. 4 depicts the directed acyclic graph (DAG) of the state diagram. In this diagram, three stages corresponding to packets  $k-1$  to  $k+1$  are shown. At each stage, the possible system states<sup>2</sup> are represented by an encoder buffer waiting time ( $N_W = 4$  in this example). Each branch in the graph corresponds

<sup>2</sup>To be precise, the system state at the  $k$ th stage includes  $\mu^{k-1}$  and  $\pi^{k-1}$ , but we suppress this to simplify our discussion.

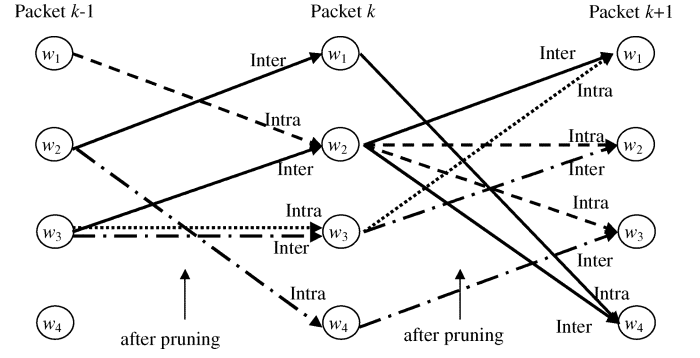


Fig. 4. Illustration of proposed tree pruning algorithm.

to a choice from  $\mathcal{U}(w(k))$  for the packet from which the branch starts. For each choice of  $u(k) \in \mathcal{U}(w(k))$ , the cost incurred for packet  $k$  is given by (21). Note that for a given branch, e.g., the branch starting from  $w_3$  at packet  $k$  and ending at  $w_2$  at packet  $k+1$ , the cost associated with this branch is unknown until the encoding mode  $\mu^{k-1}$  and QoS class  $\pi^{k-1}$  of packet  $k-1$  is known. The optimization is achieved by choosing the path through the trellis with the minimum cost among all feasible paths.

Due to the special structure of the objective function of (21), the relaxed problem can be solved using techniques from forward DP (i.e., the Viterbi algorithm). From the DP recursion, the  $M$ -dimensional optimization problem, which has time complexity  $O(|\Pi \times \mathcal{Q}|^M)$ , is reduced into  $M$  3-dimensional optimization problems, where  $M$  is the number of packets in a frame [29]. Notice that in (16), for each  $w(k)$ , there are at most  $|\Pi \times \mathcal{Q}|$  possible choices for  $(\mu^{k-1}, \pi^{k-1})$  and also  $|\Pi \times \mathcal{Q}|$  choices for  $(\mu^k, \pi^k)$ . Thus, the complexity in evaluating (21) is  $O(M \cdot |\mathcal{W}| \cdot |\Pi \times \mathcal{Q}|^2)$ . In addition, because the cost associated with a branch depends only on the prediction mode and QoS class of its previous packet, the solution can be further simplified by using the following tree pruning algorithm.

As shown in Fig. 4, we focus on how to prune between packet  $k$  and  $k+1$ , assuming the pruning is already done between packet  $k-1$  and  $k$ . The cost of each branch emanating from  $w(k+1)$  depends only on the prediction mode for packet  $k$  and not on its quantization parameter. Therefore, for all feasible branches  $u(k) \in \mathcal{U}(w(k))$  ending at the same state, we can prune out all choices except the one with minimum cost associated with INTRA/SKIP mode and the one with minimum cost associated with INTER mode for each QoS class. For simplicity, only one branch with INTRA/SKIP and one with INTER mode are shown in Fig. 4. Fig. 4 shows the remaining paths after pruning has been completed for packets  $k$  and  $k+1$ . The branches with the same line style belong to one path. For each state of packet  $k+1$ , there are at most  $1 + |\Pi|$  incoming paths, one associated with INTRA/SKIP mode for packet  $k$ , and  $|\Pi|$  with INTER mode for each QoS class for packet  $k$ .

In going through the above steps, starting from the first packet and moving toward the final packet in a frame, we always keep at most  $(1 + |\Pi|) \cdot |\mathcal{W}|$  paths at each stage of the DP algorithm. The optimal solution for the frame is obtained by forward DP. Thus the time complexity<sup>3</sup> is further reduced from  $O(M \cdot |\mathcal{W}| \cdot |\Pi \times \mathcal{Q}|^2)$  to  $O(M \cdot (1 + |\Pi|) \cdot |\mathcal{W}| \cdot |\Pi \times \mathcal{Q}|)$ .

<sup>3</sup>Note the pruning itself has a complexity of  $O(M \cdot |\mathcal{W}| \times \Pi \times \mathcal{Q})$ .

TABLE I  
PARAMETERS OF FOUR SERVICE CLASSES

class	1	2	3	4
probability of packet loss	0.2	0.1	0.05	0.001
transmission rate (Kbps)	210	280	350	420
cost(microcents per kilobits)	25	50	75	100
$\gamma$ (milliseconds)	40	30	20	10
$n$	2	2	2	2
$\alpha$ (1/milliseconds)	1/40	1/30	1/20	1/10
mean delay(milliseconds)	120	90	60	30

## V. EXPERIMENTAL RESULTS

In this section, we report experimental results that demonstrate the performance of the proposed formulation. The simulations are based on the ITU H.263+ codec [32]. We consider the Foreman sequence in QCIF ( $176 \times 144$ ) format with frame rate  $F = 30$  fps. Each row of MBs is encoded as a separate packet. The packets can be transmitted at different priorities specified as  $\Pi = \{1, 2, 3, 4\}$ , whose parameters are defined in Table I. Each class has a different transmission rate and loss probability. We choose these parameters using a model-based TCP-friendly congestion controller as in [12], [16]. The network delay is modeled by the shifted Gamma distribution shown in (8). The costs for each class are set proportional to the average throughput of the class, which takes into account the transmission rate, probability of packet loss, and network delay distribution. As for the quantizer set  $\mathcal{Q}$ , we consider quantization steps  $\{8, 12, 18, 24\}$  for INTRA mode,  $\{4, 6, 8, 10\}$  for INTER mode, and SKIP mode. We set  $T_{\max} = 333$  ms and  $N_W = 300$ . In the simulations, distortion is defined as the mean squared error (MSE) between the original and reconstructed sequence, and we evaluate the video quality in terms of PSNR, which is defined by  $\text{PSNR} = 10 \log(255^2/\text{MSE})$  dB.

### A. Reference Systems

To illustrate the advantage of jointly selecting the source coding parameters and QoS class, we use a reference system where only one QoS class is available. In this reference system, source coding decisions are made to minimize the expected end-to-end distortion subject to the transmission delay constraint in (11c). The transmission delay constraint for the  $i$ th frame,  $T_0(i)$ , is recursively obtained as in (12). Since our focus here is not on rate control, we set  $T_{rc}(i) = 1/F$  seconds for all frames. Note that the reference system is also a contribution of this work, since it is an optimized system based on the proposed formulation, which is of great use by itself in applications with only one QoS class. It will outperform any system based on heuristics.

### B. Experiments

In this subsection, we compare the proposed DiffServ approach, with multiple QoS classes (11), to the reference system, which uses only one QoS class. We consider four reference systems, each of which uses only one of the four service classes. Each reference system generates a different optimized distortion  $D_0(i)$ , as well as the corresponding cost  $C_0(i)$  and delay  $T_0(i)$ . The results from reference systems are used as constraints ( $C_0(i)$  and  $T_0(i)$  for the minimum distortion approach;  $D_0(i)$

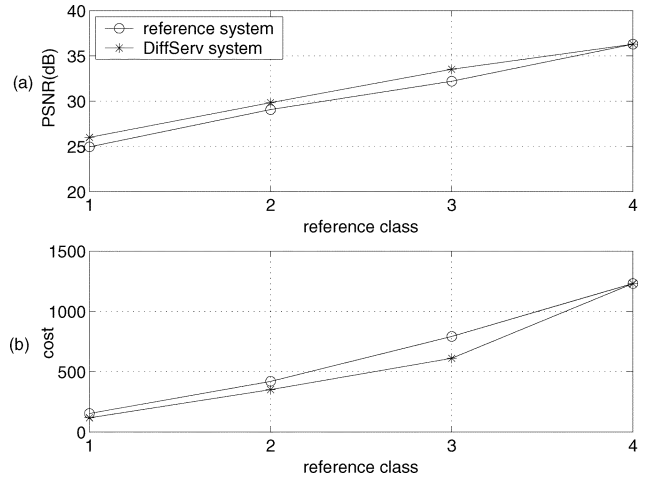


Fig. 5. Comparison of DiffServ approach with reference system. (a) Minimum distortion approach. (b) Minimum cost approach.

and  $T_0(i)$  for the minimum cost approach) for the corresponding DiffServ system. In other words, we are comparing the four reference systems with four different optimized DiffServ systems, with matching constraints in each case.

First, we compare the proposed minimum distortion approach, with multiple service classes, to the reference systems. We illustrate the performance of the two systems in Fig. 5(a), which shows the average decoded PSNR for the Foreman sequence (300 frames) averaged over 50 random channel error realizations (We obtained almost identical results by considering the expected PSNR calculated at the encoder.) The DiffServ approach outperforms the corresponding reference systems by 1.06, 0.76, 1.31, and 0 dB of average PSNR, respectively. We also compare the proposed minimum cost approach, with multiple service classes, to the reference systems. This is shown in Fig. 5(b), where the average cost per frame for the Foreman sequence is plotted. In this case, for the same distortion and delay, the minimum cost approach has a cost saving of 23%, 18%, 20%, and 0%, over the corresponding reference system, respectively. In our preliminary work [18], we have observed similar performance gains using different parameters. Of course, different choices of the parameter sets in Table I may result in different gains.

Next, we show the temporal behavior of these approaches for one-channel error realization. Fig. 6 shows the PSNR per frame for one-channel error realization of the minimum distortion approach and its corresponding reference systems. Fig. 7 shows the cost per frame for the minimum cost approach and its corresponding reference systems. In Fig. 8, the number of packets that the DiffServ approach allocates to each service class is shown for each reference system.

As shown in these figures, the proposed DiffServ system, which jointly adapts the source coding and packet classification, can significantly outperform an approach which uses a fixed service class, except when the fixed class is class 4. When the reference system is class 2 or 3, the performance gain is mainly due to the flexibility in choosing the service class per packet. As shown in Fig. 8, the DiffServ approach allocates a significant number of packets to each of the available service classes for systems 2 and 3. If the reference system is class 1, the DiffServ



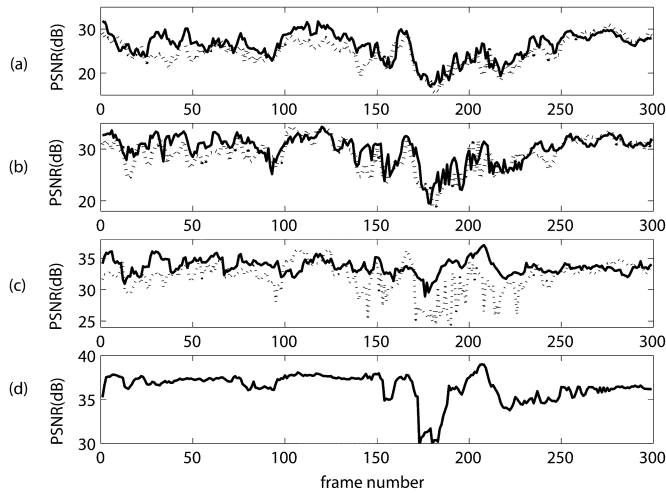


Fig. 6. One-channel realization of minimum distortion approach (solid lines) and reference system (dotted lines), with reference (a) class 1, (b) class 2, (c) class 3, and (d) class 4.

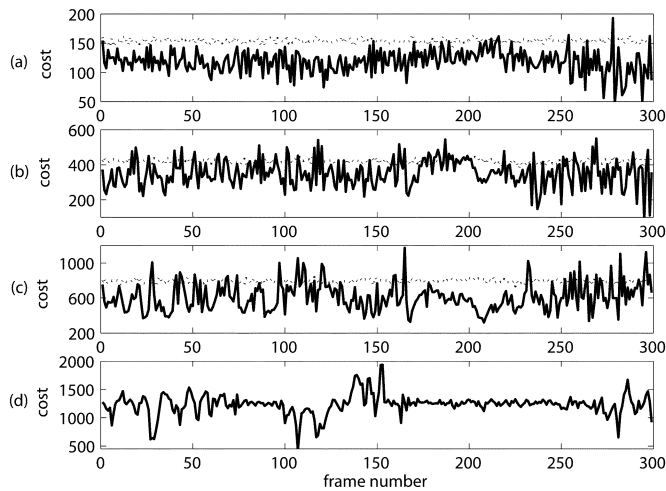


Fig. 7. One-channel realization of minimum cost approach (solid lines) and reference system (dotted lines), with reference (a) class 1, (b) class 2, (c) class 3, and (d) class 4.

approach still provides significant gains. As shown in Fig. 8, nearly all packets are still assigned to class 1, although a few are assigned to the higher service classes. Even this slight flexibility in priority assignment enables the DiffServ system to improve performance. This is because the packets that are assigned to higher QoS classes have smaller transmission delays. As a result, the encoder buffer occupancy is reduced, and the probability of packet loss due to excessive delay has less effect than if all packets are transmitted at the slowest rate (class 1). Under this situation, the transmission delay constraint is not always active in the optimization problem (11).

Unlike reference system 1, 2, and 3, the DiffServ approach does not provide any gain over reference system 4. In this case, the reference system transmits all packets at the highest QoS. Hence, the corresponding constraints are such that there is no advantage in sending a packet at a lower service class; this will only result in longer transmission delay and higher probability of loss. Therefore, as shown in Figs. 6–8, the DiffServ approach

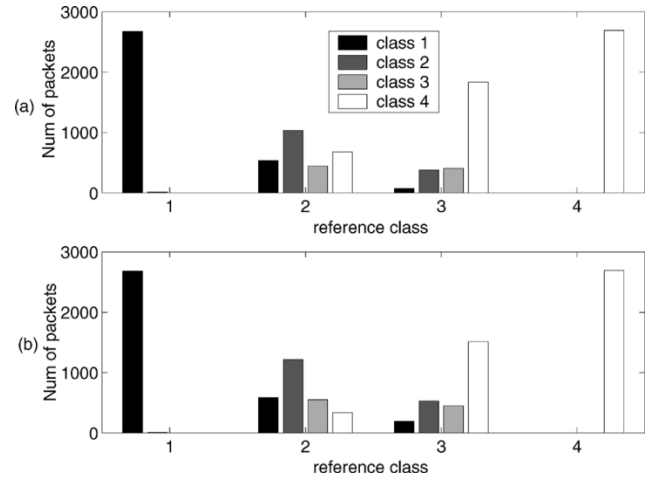


Fig. 8. Distribution of packet classification in the DiffServ system. (a) Minimum distortion approach. (b) Minimum cost approach.

ends up with the same solution as reference system 4. Similar gains are obtained when the Akiyo, Container, Coastguard, and Mother and daughter sequences are tested, as shown in Table II.

To conclude, the gains illustrated in the above experiments are mainly due to the use of multiple QoS channels in the proposed system. Specifically, for packets that are hard to conceal but easily encoded, the encoder tends to use coarser quantizers and higher QoS. These packets usually correspond to high motion areas that can be predicted from the previous frame. If such a packet is lost, it may be hard to conceal since the associated motion vector is lost. For packets that are hard to encode, the encoder may want to use a finer quantizer to reduce the quantization error and send them with higher QoS as well. The associated cost in this case is relatively high. These packets are usually hard to predict from the previous frame, and are therefore difficult to conceal as well. Packets that are easier to conceal can be sent using a lower QoS class. For these packets the cost is relatively low. In this way, the encoder can select different quantizers and QoS classes in order to optimally balance the received video quality and the overall cost.

## VI. CONCLUSIONS AND FUTURE WORK

We have proposed a cost-distortion optimization framework for real-time video transmission over DiffServ networks. Our approach jointly considers error resilient source coding, packet classification and error concealment. Due to the random network delay in the Internet, end-to-end packet delay is not completely controllable by the transmitter. It is managed in the proposed framework through provisioning based on the fullness of the encoder buffer. By jointly adapting the source coding and packet classification, the optimization results in UEP for different packets, giving more protection to the most important parts of the bit-stream, thus achieving the maximum video quality at the receiver end.

Several issues remain to be elaborated on and are currently under investigation. First, the packet loss is modeled as a Bernoulli random process, which does not reflect the burstiness of errors due to network congestion. Two-state or higher order Markov chains are more realistic alternatives. In the future,


TABLE II  
AVERAGE PSNR GAINS AND COST SAVINGS OF THE PROPOSED DIFFSERV SYSTEMS COMPARED WITH THE CORRESPONDING REFERENCE SYSTEMS (ALL SEQUENCES ARE IN QCIF FORMAT, AT 30 FPS. AKIYO SEQUENCE HAS 100 FRAMES, AND EACH OF THE OTHERS HAS 300 FRAMES)

Sequence	PSNR gains (dB)				Cost savings			
	minimum distortion approach				minimum cost approach			
	class 1	class 2	class 3	class 4	class 1	class 2	class 3	class 4
Foreman	1.06	0.76	1.31	0	23%	18%	20%	0%
Akiyo	0.92	1.91	0.82	0	31%	14%	12%	0%
Container	0.76	0.76	1.22	0	36%	16%	10%	0%
Coastguard	0.62	0.75	0.80	0	21%	19%	24%	0%
Mother and daughter	0.68	0.63	0.75	0	32%	11%	10%	0%

we also plan to investigate how different parameter settings affect the performance advantages of the proposed system. Additionally, a frame-level rate controller has not been incorporated into our proposed framework yet. Although rate control is usually designed separately from source coding and error control, it may improve the overall performance of a system if it is designed jointly with the other parts of the system. To the best of our knowledge, rate control in this context is still an open issue.

#### REFERENCES

- [1] S. Blake *et al.*, "An Architecture for Differentiated Services," IETF, Tech. Rep., RFC 2475, 1998.
- [2] B. E. Carpenter and K. Nichols, "Differentiated services in the Internet," *Proc. IEEE*, vol. 90, no. 9, pp. 1479–1494, Sep. 2002.
- [3] J. Shin, J. W. Kim, and C.-C. Kuo, "Quality-of-service mapping mechanism for packet video in differentiated services network," *IEEE Trans. Multimedia*, vol. 3, no. 2, pp. 219–231, Jun. 2001.
- [4] K. Nichols, S. Blake, F. Baker, and D. Black, "Definition of the Differentiated Services Field (DS Field) in the Ipv4 and Ipv6 Headers," IETF, Tech. Rep., RFC 2474, 1998.
- [5] Y. Eisenberg, C. E. Luna, T. N. Pappas, R. Berry, and A. K. Katsaggelos, "Joint source coding and transmission power management for energy efficient wireless video communications," *IEEE Trans. Circuits Syst. Video Technol.*, vol. 12, no. 6, pp. 411–424, Jun. 2002.
- [6] G. Côté, S. Shirani, and F. Kossentini, "Optimal mode selection and synchronization for robust video communications over error-prone networks," *IEEE J. Select. Areas Commun.*, vol. 18, no. 6, pp. 952–965, Jun. 2000.
- [7] R. O. Hinds, T. N. Pappas, and J. S. Lim, "Joint block-based video source-channel coding for packet-switched networks," in *Proc. SPIE*, vol. 3309, Jan. 1998, pp. 124–133.
- [8] R. O. Hinds, "Robust Mode Selection for Block-Motion Compensated Video Encoding," Ph.D. dissertation, MIT, Cambridge, MA, 1999.
- [9] D. Wu, Y. T. Hou, B. Li, W. Zhu, Y.-Q. Zhang, and H. J. Chao, "An end-to-end approach for optimal mode selection in Internet video communication: Theory and application," *IEEE J. Select. Areas Commun.*, vol. 18, no. 6, pp. 977–995, Jun. 2000.
- [10] Y. Wang, G. Wen, S. Wenger, and A. K. Katsaggelos, "Review of error resilience techniques for video communications," *IEEE Signal Process. Mag.*, vol. 17, pp. 61–82, Jul. 2000.
- [11] D. Wu, Y. T. Hou, and Y.-Q. Zhang, "Transporting real-time video over the Internet: Challenges and approaches," *Proc. IEEE*, vol. 88, no. 12, pp. 1855–1877, Dec. 2000.
- [12] Q. Zhang, W. Zhu, and Y.-Q. Zhang, "Resource allocation for multimedia streaming over the Internet," *IEEE Trans. Multimedia*, vol. 3, no. 3, pp. 339–355, Sep. 2001.
- [13] R. Zhang, S. L. Regunathan, and K. Rose, "Video coding with optimal inter/intra-mode switching for packet loss resilience," *IEEE J. Select. Areas Commun.*, vol. 18, no. 6, pp. 966–976, Jun. 2000.
- [14] D. Quaglia and J. C. De Martin, "Delivery of MPEG video streams with constant perceptual quality of service," in *Proc. IEEE Int. Conf. Multimedia and Expo.*, vol. 2, Lausanne, Switzerland, Aug. 2002, pp. 85–88.
- [15] —, "Adaptive packet classification for constant perceptual quality of service delivery of video streams over time-varying networks," in *Proc. IEEE Int. Conf. Multimedia and Expo.*, vol. 3, Baltimore, MD, Jul. 2003, pp. 369–372.
- [16] P. A. Chou and Z. Miao, "Rate-distortion optimized streaming of packetized media," *IEEE Trans. Multimedia*, to be published.
- [17] A. Sehgal and P. A. Chou, "Cost-distortion optimized streaming media over DiffServ networks," in *Proc. IEEE Int. Conf. Multimedia and Expo.*, vol. 1, Lausanne, Switzerland, Aug. 2002, pp. 857–860.
- [18] C. E. Luna, Y. Eisenberg, R. Berry, T. N. Pappas, and A. K. Katsaggelos, "Joint source coding and packet marking for video transmission over DiffServ networks," in *Proc. Tyrrhenian Int. Workshop on Digital Communications*, Capri, Italy, Sep. 2002, pp. 59–65.
- [19] S. Floyd, M. Handley, J. Padhye, and J. Widmer, "Equation-Based Congestion Control for Unicast Applications," *Int. Comput. Sci. Inst.*, Berkeley, CA, Tech. Rep., 2000.
- [20] C. Y. Hsu, A. Ortega, and M. Khansari, "Rate control for robust video transmission over burst-error wireless channels," *IEEE J. Select. Areas Commun.*, vol. 17, no. 5, pp. 756–773, May 1999.
- [21] "MPEG Video Test Model 5," ISO/IEC, JTC1/SC29/WG11, MPEG93/457, 1993.
- [22] A. R. Reibman and B. G. Haskell, "Constraints on variable bit-rate video for ATM networks," *IEEE Trans. Circuits Syst. Video Technol.*, vol. 2, no. 4, pp. 361–372, Dec. 1992.
- [23] B. G. Haskell and A. R. Reibman, "Multiplexing of variable rate encoded streamings," *IEEE Trans. Circuits Syst. Video Technol.*, vol. 4, no. 4, pp. 417–424, Aug. 1994.
- [24] M. Yajnik, S. Moon, J. Kurose, and D. Towsley, "Measurement and modeling of the temporal dependence in packet loss," in *Proc. IEEE Infocom'99*, vol. 1, New York, Mar. 1999, pp. 345–352.
- [25] V. Paxson and S. Floyd, "Wide area traffic: The failure of Poisson modeling," *IEEE Trans. Networking*, vol. 3, no. 3, pp. 226–244, Jun. 1995.
- [26] G. Hooghiemstra and P. Van Mieghem, "Delay Distributions on Fixed Internet Paths," Delft Univ. Technol., Delft, The Netherlands, Tech. Rep. 20011 020, 2001.
- [27] D. Ghosh, V. Sarangan, and R. Acharya, "Quality-of-service routing in IP networks," *IEEE Trans. Multimedia*, vol. 3, no. 3, pp. 200–208, Jun. 2001.
- [28] D. Bertsekas, *Nonlinear Programming*. Belmont, MA: Athena Scientific, 1995.
- [29] G. M. Schuster and A. K. Katsaggelos, *Rate-Distortion Based Video Compression: Optimal Video Frame Compression and Object Boundary Encoding*. Norwell, MA: Kluwer, 1997.
- [30] K. Ramchandran, A. Ortega, and M. Vetterli, "Bit allocation for dependent quantization with applications to multiresolution and MPEG video coders," *IEEE Trans. Image Process.*, vol. 3, no. 9, pp. 533–545, Sep. 1994.
- [31] C. E. Luna, Y. Eisenberg, R. Berry, T. N. Pappas, and A. K. Katsaggelos, "Joint source coding and data rate adaptation for energy efficient wireless video streaming," *IEEE J. Select. Areas Commun.*, vol. 21, no. 12, pp. 1710–1720, Dec. 2003.
- [32] "Video Coding for Low Bitrate Communication," ITU-T, Recommendation H.263, 2 ed., 1998.



**Fan Zhai** (S'99–M'04) received the B.S. and M.S. degrees in electrical engineering from Nanjing University, Nanjing, Jiangsu, China, in 1996 and 1998, respectively, and the Ph.D. degree in electrical and computer engineering from Northwestern University, Evanston, IL, in 2004.

He is currently a Systems Engineer in the Digital Video Department, Texas Instruments, Dallas. His primary research interests include image and video signal processing and compression, multimedia communications and networking, and multimedia

analysis.




**Carlos E. Luna** (S'02–A'03–M'04) received the B.S. degree from The Johns Hopkins University, Baltimore, MD, in 1993 and the M.S. and Ph.D. degrees from Northwestern University, Evanston, IL, in 1996 and 2002, respectively, all in electrical engineering.

He is currently an Engineer/Scientist in the Lasers and Electro-Optical Systems Business Unit, The Boeing Company, Canoga Park, CA. His research interests include image processing, image restoration/reconstruction, image and video coding, and digital communications over fading channels.



**Yiftach Eisenberg** (S'02–M'04) received the B.S. degree in electrical engineering from the University of Illinois at Urbana-Champaign in 1999 and the M.S. and Ph.D. degrees in electrical engineering from Northwestern University, Evanston, IL, in 2001 and 2004, respectively.

In 2000, he was a Visiting Researcher at Motorola Labs, Schaumburg, IL, in the Multimedia Research Laboratory. His current research interests include signal processing, video compression and analysis, and multimedia communications and networking.



**Thrasyvoulos N. Pappas** (M'87–SM'95) received the B.S., M.S., and Ph.D. degrees in electrical engineering and computer science from Massachusetts Institute of Technology (MIT), Cambridge, MA, in 1979, 1982, and 1987, respectively.

From 1987 to 1999, he was a Member of the Technical Staff at Bell Laboratories, Murray Hill, NJ. In September 1999, he joined the Department of Electrical and Computer Engineering, Northwestern University, Evanston, IL, as an Associate Professor. His research interests include image and video compression, perceptual models for image processing, model-based halftoning, image and video analysis, and multimedia signal processing.

Dr. Pappas has served as Chair of the IEEE Image and Multidimensional Signal Processing Technical Committee, Associate Editor of the IEEE TRANSACTIONS ON IMAGE PROCESSING, Technical Program Co-Chair for the International Conference on Image Processing (ICIP-2001), and Technical Program Co-Chair for the Symposium on Information Processing in Sensor Networks (IPSN-2004). Since 1997, he has also been a Co-Chair of the SPIE/IS&T Conference on Human Vision and Electronic Imaging, and in 2005 he will Co-Chair the SPIE/IS&T Symposium on Electronic Imaging: Science and Technology.

Dr. Pappas has served as Chair of the IEEE Image and Multidimensional Signal Processing Technical Committee, Associate Editor of the IEEE TRANSACTIONS ON IMAGE PROCESSING, Technical Program Co-Chair for the International Conference on Image Processing (ICIP-2001), and Technical Program Co-Chair for the Symposium on Information Processing in Sensor Networks (IPSN-2004). Since 1997, he has also been a Co-Chair of the SPIE/IS&T Conference on Human Vision and Electronic Imaging, and in 2005 he will Co-Chair the SPIE/IS&T Symposium on Electronic Imaging: Science and Technology.



**Randall Berry** (S'93–M'00) received the B.S. degree in electrical engineering from the University of Missouri-Rolla in 1993 and the M.S. and Ph.D. degrees in electrical engineering and computer science from the Massachusetts Institute of Technology (MIT), Cambridge, MA, in 1996 and 2000, respectively.

He is currently an Assistant Professor in the Department of Electrical and Computer Engineering, Northwestern University, Evanston, IL. In 1998, he was on the Technical Staff at the MIT Lincoln Laboratory in the Advanced Networks Group. His primary research interests include wireless communication, data networks, and information theory.

Dr. Berry is the recipient of a 2003 National Science Foundation CAREER Award.



**Aggelos K. Katsaggelos** (S'80–M'85–SM'92–F'98) received the Dipl. degree in electrical and mechanical engineering from the Aristotelian University of Thessaloniki, Thessaloniki, Greece, in 1979 and the M.S. and Ph.D. degrees in electrical engineering from the Georgia Institute of Technology, Atlanta, in 1981 and 1985, respectively.

In 1985, he joined the Department of Electrical and Computer Engineering, Northwestern University, Evanston, IL, where he is currently a Professor, holding the Ameritech Chair of Information Tech-

nology. He is also the Director of the Motorola Center for Communications and a member of the Academic Affiliate Staff, Department of Medicine, at Evanston Hospital. He is the editor of *Digital Image Restoration* (New York: Springer-Verlag, 1991), co-author of *Rate-Distortion Based Video Compression* (Norwell, MA: Kluwer 1997), and co-editor of *Recovery Techniques for Image and Video Compression and Transmission* (Norwell, MA: Kluwer, 1998). He is also the co-inventor of nine international patents.

Dr. Katsaggelos is a member of the Publication Board of the PROCEEDINGS OF THE IEEE, the IEEE Technical Committees on Visual Signal Processing and Communications and on Multimedia Signal Processing, the Editorial Board of Academic Press, Marcel Dekker: Signal Processing Series, *Applied Signal Processing*, and *Computer Journal*. He has served as Editor-in-Chief of the IEEE Signal Processing Magazine (1997–2002), as a member of the Publication Boards of the IEEE Signal Processing Society, the IEEE Technical Activities Board (TAB) Magazine Committee, as an Associate Editor for the IEEE TRANSACTIONS ON SIGNAL PROCESSING (1990–1992), as an Area Editor for the journal *Graphical Models and Image Processing* (1992–1995), as a member of the Steering Committees of the IEEE TRANSACTIONS ON IMAGE PROCESSING (1992–1997) and the IEEE TRANSACTIONS ON MEDICAL IMAGING (1990–1999), a member of the IEEE Technical Committee on Image and Multi-Dimensional Signal Processing (1992–1998), and a member of the Board of Governors of the IEEE Signal Processing Society (1999–2001). He received the IEEE Third Millennium Medal (2000), the IEEE Signal Processing Society Meritorious Service Award (2001), and an IEEE Signal Processing Society Best Paper Award (2001).